	Date:	Issued by:	Authorized by:	Version:	Page:
	29/05/2025	Amanda Bull	James Raeburn	2	1 of 6
Doc Ref No:	Carbon Reduction Plan				

Carbon Reduction Plan

Company: Handmade Speciality Products Ltd

Date: 15.01.2025

Version: 1.4

1. Company Overview

Company Name: Handmade Speciality Products Ltd

Company Registration Number: 07030982

Registered Address: 46-54 High Street, Ingatestone, Essex, CM4 9DW

Business Activity: Commercial bakery producing a range of baked goods for wholesale and retail distribution.


Number of Employees: 150

Annual Turnover: £12,000,000

2. Commitment to Achieving Net Zero

Handmade Speciality Products Ltd is committed to achieving Net Zero greenhouse gas emissions by 2050, in line with the UK Government's target.

We recognize our responsibility to manage and reduce our environmental impact, particularly as a manufacturer in the food sector.

	Date:	Issued by:	Authorized by:	Version:	Page:
	29/05/2025	Amanda Bull	James Raeburn	2	2 of 6
Doc Ref No:	Carbon Reduction Plan				

3. Current Emissions Baseline (Baseline Year: [2024])

Emission Scope	Description	Tonnes CO ₂ e
Scope 1	Direct emissions (purchased gas)	137.49
Scope 2	Indirect emissions (purchased electricity)	155.75
Scope 3 (Partial)	Upstream & downstream (Category 6 Business travel)	0.74
Total (Baseline)		294


Note: Scope 3 emissions reporting is partial due to current data availability. We are working to improve data collection for future reports.

4. Carbon Reduction Targets

To achieve Net Zero by 2050, we have set the following interim targets:

- 2030: 30% total emissions reduction
- 2040: 80% total emissions reduction (Including scope)
- 2050: Net Zero across all scopes

We will review these targets annually and update as data quality and business operations evolve.

	Date:	Issued by:	Authorized by:	Version:	Page:
	29/05/2025	Amanda Bull	James Raeburn	2	3 of 6
Doc Ref No:	Carbon Reduction Plan				


5. Completed Carbon Reduction Initiatives

Since the baseline year, the following carbon reduction measures have been implemented:

- Switched to a renewable electricity tariff
- Installed LED lighting throughout the facility
- Implemented heat recovery on baking ovens
- Consolidated supplier deliveries to reduce transportation emissions
- Introduced recyclable packaging materials

6. Planned Carbon Reduction Measures (Next 5 Years)

Area of Emissions	Action	Target Year
Electricity	Install solar panels on bakery roof	2028
Gas Consumption	Upgrade to energy-efficient ovens	2027
Company Vehicles	Transition to electric delivery Forklifts	2025
Packaging	Move to 100% compostable materials	2027
Waste Management	Improve food waste capture & anaerobic digestion	2025
Supplier Engagement	Develop sustainable sourcing criteria	2025
Staff Transport	Promote carpooling, cycling	2025

	Date:	Issued by:	Authorized by:	Version:	Page:
	29/05/2025	Amanda Bull	James Raeburn	2	4 of 6
Doc Ref No:	Carbon Reduction Plan				

7. Carbon Footprint Calculation Methodology

Our carbon emissions are calculated in accordance with the Greenhouse Gas (GHG) Protocol Corporate Standard and aligned with DEFRA emissions factors. Calculations are updated annually based on actual consumption and business activity data.


8. Governance and Responsibilities

Carbon Lead: Amanda Bull, Finance Manager
Reporting Frequency: Annual
Board Oversight: James Raeburn

9. Monitoring and Reporting


Progress against this Carbon Reduction Plan will be:

- Reviewed annually as part of our sustainability reporting
- Published on our website and shared with stakeholders
- Used to inform procurement and operational decisions

	Date:	Issued by:	Authorized by:	Version:	Page:
	29/05/2025	Amanda Bull	James Raeburn	2	5 of 6
Doc Ref No:	Carbon Reduction Plan				

10. Declaration and Sign-Off

This Carbon Reduction Plan has been approved by the Board of Directors of Handmade Speciality Products Ltd.


Signed: 
 James Raeburn
 Director
 29.01.25

Typical benchmarks for commercial bakeries (UK averages):

- Electricity Use: 250–400 kWh per tonne of product
- Gas Use (natural gas): 1.5–2.5 MWh per tonne
- Water Consumption: 0.6–1.2 m³ per tonne
- CO₂e Emissions: 0.1785 CO₂e per tonne of baked goods

Source: WRAP, BEIS Industry Energy Consumption Benchmarks, DEFRA Emission Factors.

This Carbon Reduction Plan has been completed in accordance with PPN 06/21 and associated guidance and reporting standard for Carbon Reduction Plans.

	Date:	Issued by:	Authorized by:	Version:	Page:
	29/05/2025	Amanda Bull	James Raeburn	2	6 of 6
Doc Ref No:	Carbon Reduction Plan				

Appendix A: PPN 06/21 Compliance Checklist

Requirement	Included?
Scope 1, 2 & partial Scope 3 emissions	<input checked="" type="checkbox"/>
Baseline year + comparison year data	<input checked="" type="checkbox"/>
Commitment to Net Zero by 2050	<input checked="" type="checkbox"/>
Description of measures	<input checked="" type="checkbox"/>
Sign-off at board level	<input checked="" type="checkbox"/>